


## Our Vision ...

Ever since I was a young boy, I have wanted to be a woodworker. I was encouraged by my father and a number of other family members who had the ability to create whatever they needed or desired. Destiny, however, directed me toward a career as a machinist, which, while I enjoyed, was not where my heart lay.

When I was in my early thirties, a layoff changed my situation, and I was forced to pursue my woodworking hobby as a full time business. God has richly blessed this endeavor, and Kahle's Kitchens has been the result.

I am convinced that the difference between our company and most of our competitors is the simple fact that I have always approached the woodworking profession from a desire to build great products rather than make a lot of money.

The most wonderful experience I have had in business is seeing my children embrace the same philosophy and join me in this "Great American Dream".



**David A. Kahle**  
Founder/President

## Our Environmental Commitment...


The owners and management staff of Kahle's Kitchens understands that their grandchildren will breathe the air and drink the water we leave for them. In the spirit of this understanding, Kahle's Kitchens commits to protect the environment in every possible way.

Through the use of every available technology, Kahle's Kitchens optimizes hardwood, plywood, and finish material resources. Those materials that cannot be utilized in the finished product are carefully recycled through a number of means.


Waste board product, sawdust, cardboard, and similar cellulosic materials are used to heat the facility. Excess wood waste materials are processed into "Bio-Bricks" and marketed as a clean, efficient alternative to firewood or coal for home heating in the area.

Kahle's Kitchens complies with all applicable state and federal air quality regulations, using only approved finishing materials and application systems. Rather than landfill dangerous chemical solvents, Kahle's Kitchens has installed and regularly operates a distiller, recycling those chemicals indefinitely.


The Kahle's "team" is constantly in search of processes and technologies to minimize the impact of our company on our environment. We're proud of what we have done but understand that our extended families, and yours, depend upon our




**ABINGTON - REV**  
Maple - White Paint




**ALLISON**  
Cherry - Honey  
Charcoal Glaze



**ALLISON REV**  
Maple - Vanilla  
Brown Glaze



**AMBLER**  
White - Dorian Glaze




**BRADDOCK**  
Maple - Heirloom Finish




**BRADFORD**  
Cherry - Tawny Finish



**BRANDYWINE**  
Cherry - Rose Finish




**BRIDGEPORT**  
Latte Paint



**BROOKVILLE**




**BROOKVILLE ARCH**



**BUCKINGHAM**

# Door Styles

Selections



**BUCKINGHAM REV**  
Khaki Paint



**BUCKS COUNTY**  
Cherry-Natural Finish




**BUCKS COUNTY REV**  
Maple-Champagne Finish



**CARNEGIE**  
Maple-Henna Finish



**CHADDS FORD**  
Maple-Cayenne Finish




**CHALFONT**  
Glacier-Milk Chocolate Glaze




**CHESWICK**  
Cherry-Cayenne Finish




**CLARINGTON - MIOLA**  
Oak-Natural Finish



**CLARION**




**COGAN VALLEY**




**COGAN VALLEY REV**



**COOKSBURG**




**CORSICA**  
Celadon Paint




**DANBURY / REV**  
Quarter Sawn White Oak  
Walnut Finish



**DUQUESNE**  
Cherry-Vintage Finish



**EDINBORO**  
Cherry-Honey Finish



**FRANKLIN**  
White-Brown Glaze




**FRANKLIN REV**  
Cherry-Danish Finish




**HEPBURN**  
Maple-Crimson Finish




**JAMESTOWN**  
Quarter Sawn White Oak  
Pecan Finish



**JEANNETTE**




**JEANNETTE REV**




**KANE ROUND**



**KANE SQUARE**




**KENNERDELL REV**  
Maple - Natural Finish




**KENNETT**  
Maple - White Paint  
Mocha Glaze



**KINGSTON**  
Oak - Golden Finish




**KRAFTSMAN**



**LAPORTE**  
Cameo Finish




**LATROBE**  
Maple - Butternut  
Mocha Glaze




**LEXINGTON**  
White Paint



**LISBON**  
Maple - Natural Finish



**MANHATTAN**



**MANHATTAN ARCH**



**MANOR**




**MARIETTA**



**MAYBURG**  
Cherry-Driftwood Finish



**NANTUCKET**  
Cherry-Cayenne Finish



**NEW HARTFORD**  
Cherry-Honey Finish




**NEWPORT**  
Antique White RTF




**NEWPORT CATHEDRAL**  
White RTF




**NORWELL**  
Maple-White Paint



**OLD FORGE**  
Hickory-Honey Finish




**READING**  
Cherry-Toffee Finish




**SAEGERTOWN**




**SAEGERTOWN ARCH**



**SENECA**



**SOMERSET**




**SOMERSET REV**  
Slate Paint



**TELFORD**  
Cherry-Cabernet Finish




**TELFORD REV**  
Cherry-Java Finish




**TIONESTA**  
Cherry-Merlot Finish



**WARREN**  
Cherry-Toffee Finish



**WARREN REV**  
Antique White Paint




**WILMINGTON**  
Antique White RTF



**WINDSOR / REV**  
Oak-Driftwood Finish



**MDC**



**MDM**




**MDD**




**MDFCI**

# Overlay and Drawer Front Options



**STD-PARTIAL OVERLAY**  
Oak  
Natural Finish  
Warren Rev Door  
Standard Drawer Front



**FULL OVERLAY**  
Maple  
Crystal Finish  
Bradford Door  
Five Piece Drawer Front



**INSET**  
Cherry  
Natural Finish  
Franklin Door  
5/4 Raised Drawer Front



**BEADED INSET**  
Maple  
Natural Finish  
Bradford Door  
MBead5/4 Raised Drawer Front




**FRAMED FULL ACCESS**  
Maple  
Natural-Brown Glaze  
Franklin Rev Door  
Five Piece Drawer Front


## Sanding Techniques



**CLASSIC SANDING**  
Cherry-Toffee Finish



**RUSTIC SANDING**  
Cherry-Black Paint




**PRIMITIVE SANDING**  
Paint Grade-Barn Red Paint

## Glaze Options




**BLACK GLAZE \***  
Cherry-Danish Finish





**BROWN GLAZE**  
Maple-Vanilla Finish



**CHARCOAL GLAZE**  
Cherry-Honey Finish



**WHITE GLAZE**  
Oak-Dresden Finish




**Overlay and Drawer Front Options**  
vary per door style.

**Sanding Techniques and Glazing Options**  
are available on select door styles and finishes.

**Black Glaze \***




# Distressing Techniques



GRAIN TEARS




JOINT CRACKS



WORM HOLES



SPLITS




GOUGES




DENTS





Vanilla




Toffee



Verdi




Butternut




Cinnamon



Rose



Dresden




Merlot




Java



Heirloom



Pecan



Natural



Frost



Driftwood



Cayenne



Walnut



Golden




Cabernet



Crimson




Oak  
Quercus rubra




Golden



Walnut



Vanilla



Honey



Java




Pecan



Crimson



Espresso



Merlot



Verdi




Cayenne




Rose



Natural



Heirloom




Driftwood




Butternut



Henna




Cabernet



Dresden

# Hickory

*Carya ovata*



Verdi




Vanilla




Tawny



Crimson



Merlot




Champagne



Henna



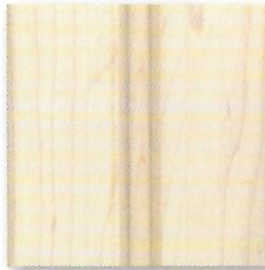
Heirloom




Java




Dresden




Crystal




Honey




Espresso



Autumn




Driftwood




Cabernet




Natural




Butternut



Café



Golden



Rose



Maple  
Acer rubrum




Rose




Java



Toffee



Cayenne




Driftwood



Honey




Merlot




Heirloom



Bordeaux



Golden




Vintage




Vanilla



Natural




Saddle



Cabernet




Tawny



Crimson

# Cherry


Prunus seretou




Danish



Butternut



Natural




Vanilla




Tawny

# Walnut


Juglans nigra



Java



Heirloom



Golden



Crimson




Pecan




Henna




Butternut



Espresso



Walnut




Cabernet




Toffee



Autumn



Driftwood



Natural




Rose


# Quarter Sawn White Oak

Quercus Alba


# Paint




White




Barn Red



Celadon



Khaki



Brulee




Cameo




Black




Cotton




Tuscany Green



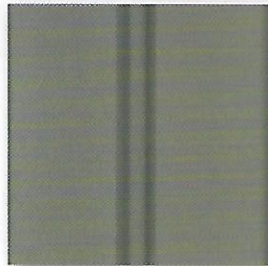
Almond



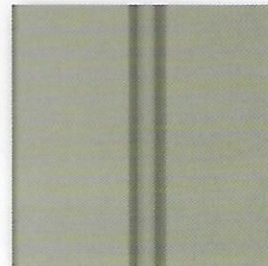
Slate




Alabaster



Pewter




Castle




Glacier



Antique White



Platinum



Latte

## Custom Color Match Program



YOUR PAINT



YOUR STAIN



YOUR GLAZE

Don't see the color you're looking for in our standard palette? We're equipped to personalize your stain, paint, or glaze selection. Color customization is unique to our state of the art finishing department. Simply send in a color swatch and through the use of color spectrometers we will generate tint formulas allowing us to create and replicate any hue imaginable.

# DELUXE CASE

- 3/4" Hardwood Hanging Rails
- 3/4" Solid Hardwood Frames with Mortise & Tenon Joints
- 1/2" Plywood Full Tops
- ★ Premium Full Extension Soft Close Undermount Drawer Glides
- 5/8" Thick, 4 Sided, Dovetailed Drawer Box
- 1/4" Plywood Backs
- ★ Natural Wood Interior
- ★ Concealed Hinges Soft Close - When applicable
- ★ 3/4" Natural Engineered Plywood Adjustable Shelves
- Solid Wood Raised Panel Doors
- 1/2" Plywood Sides & Bottoms
- 3/4" Hardwood Hanging Rails
- Exclusive Dovetail Construction for Flush Interior
- 3/4" Plywood Toe Kick



# STANDARD CASE



- 3/4" Solid Hardwood Frames with Mortise & Tenon Joint
- 5/8" Thick, 4 Sided, Dovetailed Drawer Box
- Concealed Hinges ★
- 1/2" Plywood Full Tops
- Laminated Interior Surfaces ★
- Solid Wood Raised Panel Doors
- Invisible Undermount Drawer Glides ★
- 1/4" Plywood Backs
- 3/4" Furniture Grade Particleboard Adjustable Shelves
- 1/2" Plywood Sides & Bottoms
- Exclusive Dovetail Construction for Flush Interior
- 3/4" Hardwood Hanging Rails
- 3/4" Plywood Toe Kick